

# SIMICART USER GUIDE SERIES

---

## Install PWA Connector

(Free version)



SimiCart – Install PWA Connector

Copyright (c) 2018 [www.simicart.com](http://www.simicart.com)

Email: [support@simicart.com](mailto:support@simicart.com)

Skype: [simicart\\_support](https://www.skype.com/en/contacts/simicart-support)

## TABLE OF CONTENTS

---

I.	FREE VERSION VS. PAID VERSION	3
II.	INSTALL PWA CONNECTOR	4

## I. FREE VERSION VS. PAID VERSION

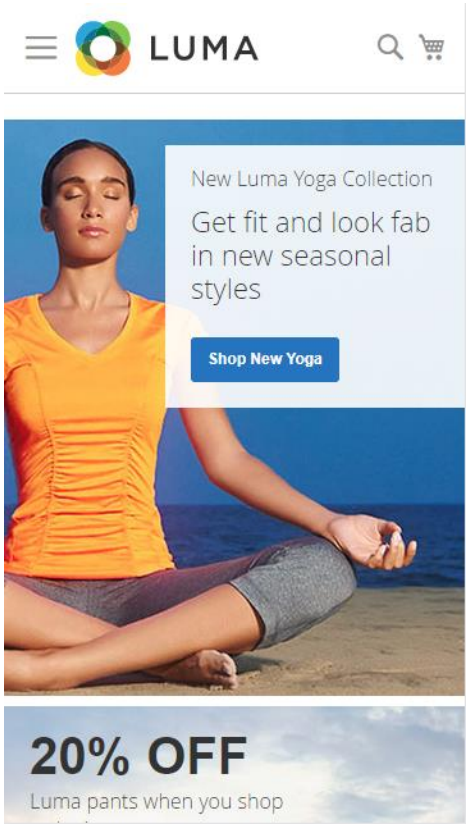
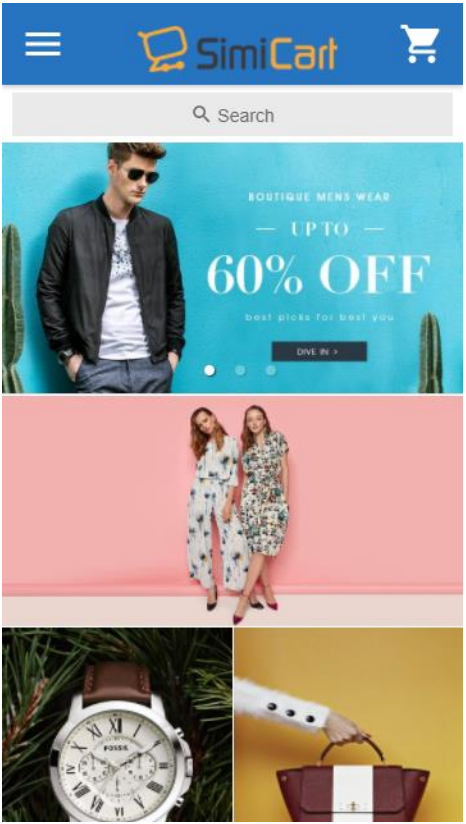
	Free	Paid
Features	Add to Home Screen Offline mode Push Notifications SEO-friendly	Add to Home Screen Offline mode Push Notifications SEO-friendly Instant Purchase Quick Checkout 3x faster than mobile website App-like experience All main native app features included
Backend	<p>Push Notification and Offline Mode</p> <p>Enable <small>[website]</small> <input type="text" value="Yes"/></p> <p>Select "Yes" will enable both Push Notification and Offline Mode functions of PWA</p> <p>Notification Icon Url (png) <small>[website]</small> <input type="text" value="https://pwa-commerce.com/pub/stat"/></p> <hr/> <p>Add to Home Screen Button</p> <p>Enable <small>[website]</small> <input type="text" value="Yes"/></p> <p>App Name <small>[website]</small> <input type="text" value="Simicart PWA   Progressive Web App"/></p> <p>App Short Name <small>[website]</small> <input type="text" value="Simicart PWA"/></p> <p>Icon URL (png) <small>[website]</small> <input type="text" value="https://pwa-commerce.com/1.png"/></p> <p>Theme Color <small>[website]</small> <input type="text" value="#FDA343"/></p> <p>Background Color <small>[website]</small> <input type="text" value="#ffffff"/></p>	<p>Push Notification and Offline Mode</p> <p>Enable <small>[website]</small> <input type="text" value="Yes"/></p> <p>Select "Yes" will enable both Push Notification and Offline Mode functions of PWA</p> <p>Notification Icon Url (png) <small>[website]</small> <input type="text" value="https://pwa-commerce.com/pub/stat"/></p> <hr/> <p>Add to Home Screen Button</p> <p>Enable <small>[website]</small> <input type="text" value="Yes"/></p> <p>App Name <small>[website]</small> <input type="text" value="Simicart PWA   Progressive Web App"/></p> <p>App Short Name <small>[website]</small> <input type="text" value="Simicart PWA"/></p> <p>Icon URL (png) <small>[website]</small> <input type="text" value="https://pwa-commerce.com/1.png"/></p> <p>Theme Color <small>[website]</small> <input type="text" value="#FDA343"/></p> <p>Background Color <small>[website]</small> <input type="text" value="#ffffff"/></p> <hr/> <p>Advanced PWA Configuration</p> <p>Enable Redirection <small>[store view]</small> <input type="text" value="Yes"/></p> <p>Enable PWA for your mobile users</p> <p>PWA Excluded Paths <small>[store view]</small> <input type="text"/></p> <p>Separated by comma, urls that contain any of the keys above would be excluded from Web App. Eg: checkout/onepage</p> <p>PWA Logo URL <small>[store view]</small> <input type="text" value="https://www.simicart.com/skin/frontend"/></p> <p>Action <small>[global]</small> <input type="button" value="Sync Sitemaps"/> <input type="button" value="Build PWA"/></p> <hr/> <p>Analytics Configuration</p> <p>Google Analytics Token Key <small>[global]</small> <input type="text"/></p>

SimiCart – Install PWA Connector

Copyright (c) 2018 [www.simicart.com](http://www.simicart.com)

Email: [support@simicart.com](mailto:support@simicart.com)

Skype: [simicart\\_support](https://www.skype.com/en/contacts/simicart_support)

Frontend (Mobile)	<p>Responsive layout</p> 	<p>PWA layout</p> 

## II. INSTALL PWA CONNECTOR

### 1) Download PWA Connector:

- Option 1: Download from GitHub

<https://github.com/Simicart/pwacommerceformagento2>

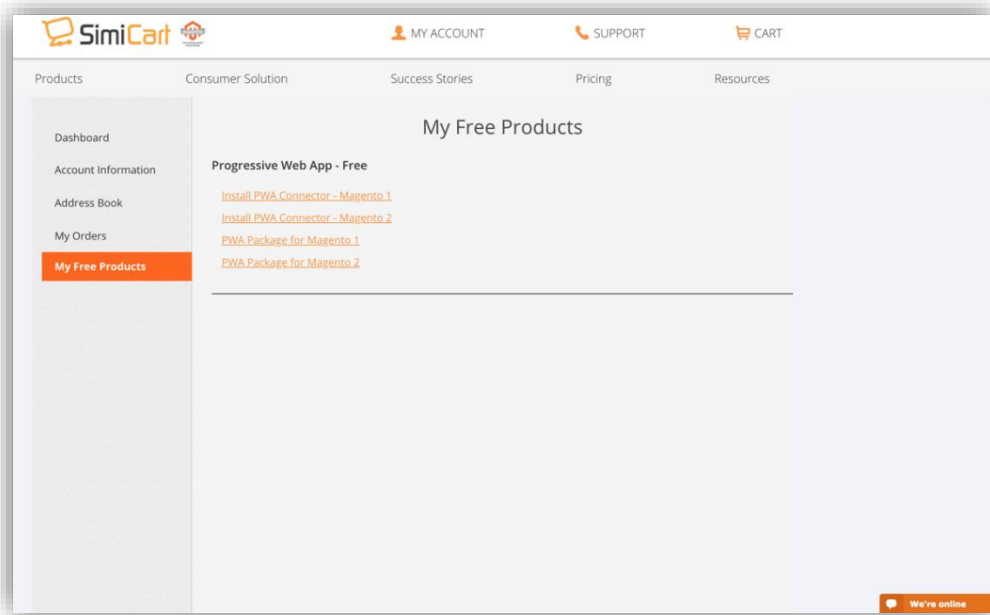
- Option 2: Register the Free PWA version from SimiCart website and go to My Free Products menu in your Account

SimiCart – Install PWA Connector

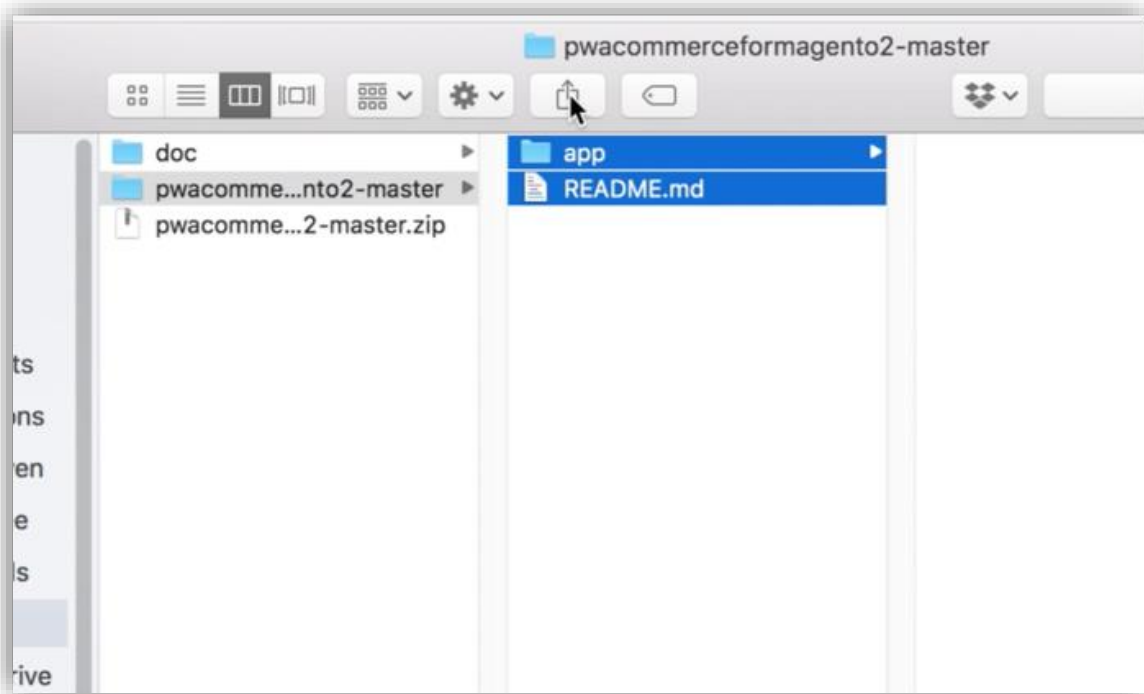
Copyright (c) 2018 [www.simicart.com](http://www.simicart.com)

Email: [support@simicart.com](mailto:support@simicart.com)

Skype: [simicart\\_support](https://www.skype.com/en/contacts/simicart_support)



2) Extract the downloaded package



**SimiCart – Install PWA Connector**

Copyright (c) 2018 [www.simicart.com](http://www.simicart.com)

**Email:** [support@simicart.com](mailto:support@simicart.com)

**Skype:** [simicart\\_support](https://www.skype.com/en/contacts/skype/simicart_support)

### 3) Upload the extracted package to Magento root directory

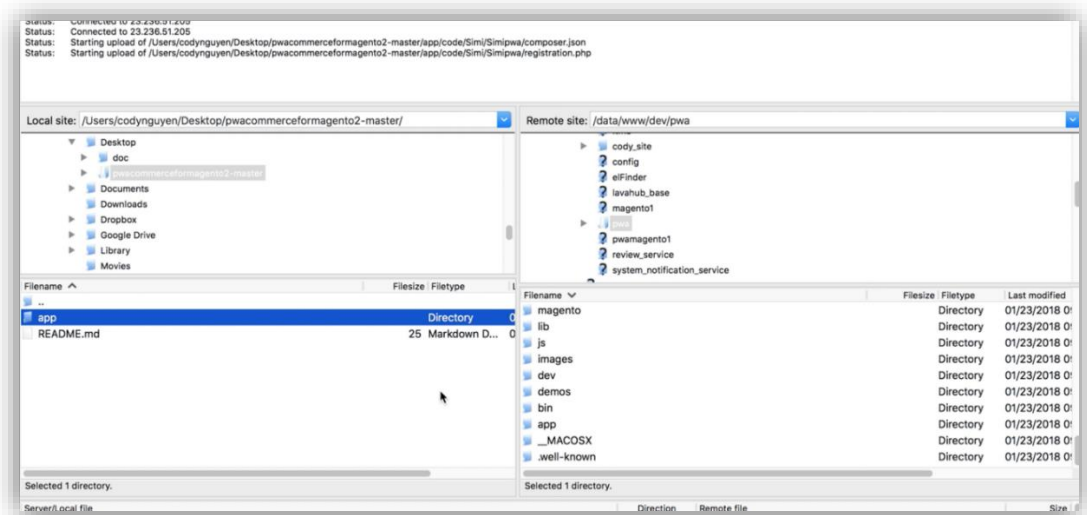
Use an FTP client (such as [FileZilla](#)) to upload the extracted package to Magento root folder on your website server.

The location of the Magento root folder depends on where you originally installed Magento, and is also driven by your webhosting company. Common folder locations to check are:

- /
- /public\_html
- /www
- /var/www/
- /home/YOURUSERNAME/www
- /home/YOURUSERNAME/public\_html
- /srv/

You know you've found the right folder when you see the following subfolders:

- app
- downloader
- errors
- includes



**SimiCart – Install PWA Connector**

Copyright (c) 2018 [www.simicart.com](http://www.simicart.com)

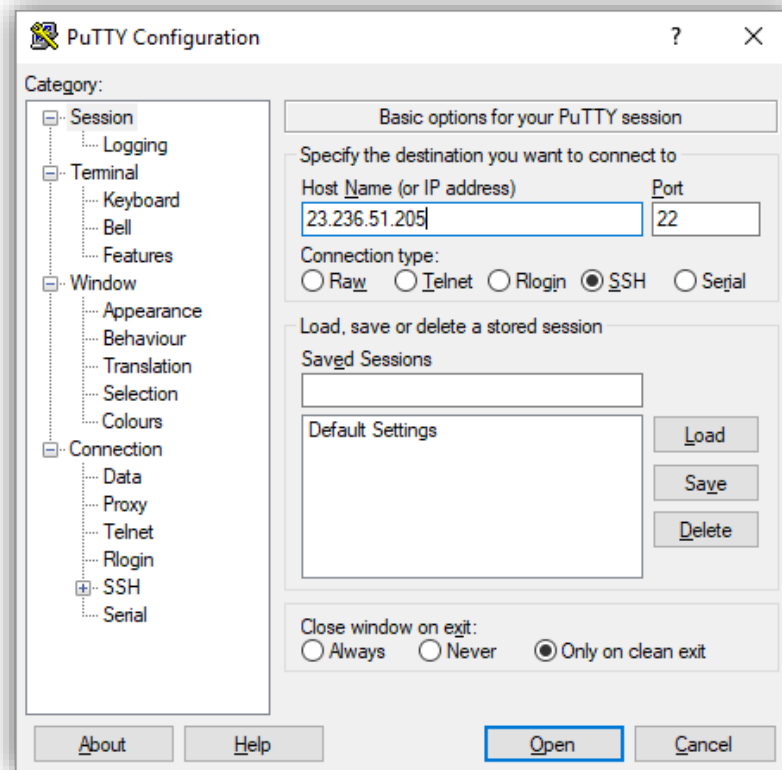
**Email:** [support@simicart.com](mailto:support@simicart.com)

**Skype:** [simicart\\_support](#)

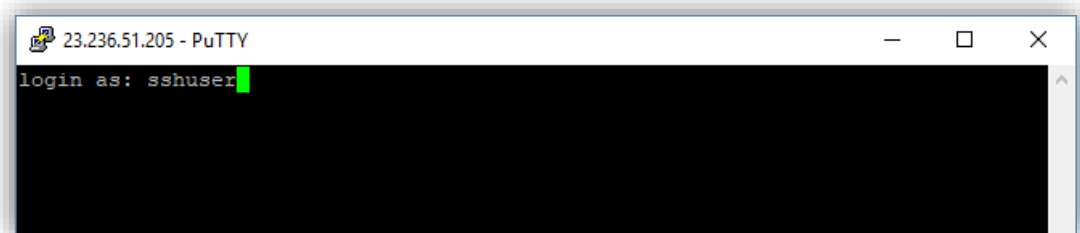
4)

**For Windows OS:**

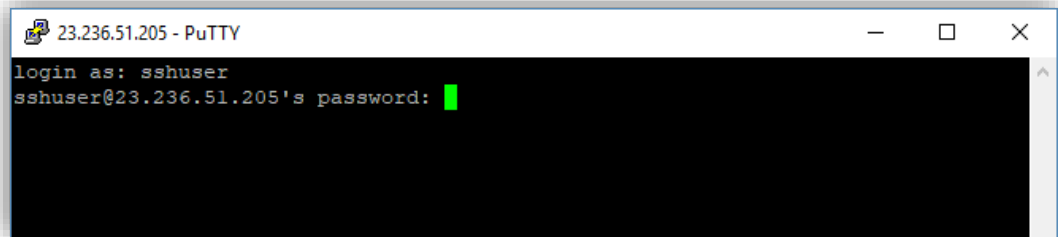
- Download and install [PuTTY](#) (or any other SSH client)
- Open PuTTY
- Enter your site's hostname or IP address, then click Open



- The command line interface will open. Enter your username. Press Enter.

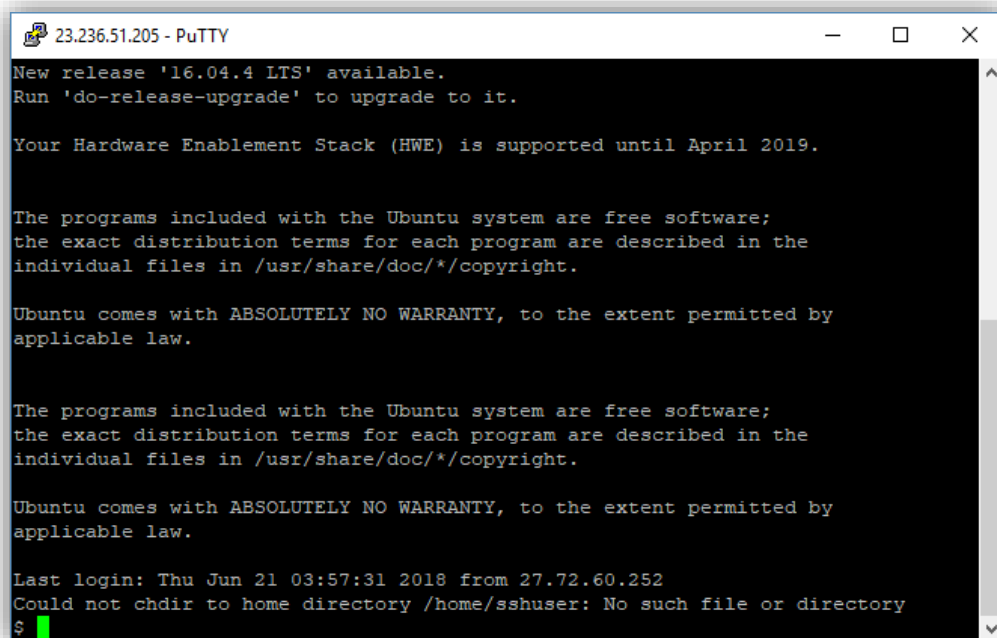


- Enter your password. Note that there will be no character showing as you type. Just type all of your password characters exactly then press Enter.



```
23.236.51.205 - PuTTY
login as: sshuser
sshuser@23.236.51.205's password: █
```

- If you enter the password correctly, it will show like this:



```
23.236.51.205 - PuTTY
New release '16.04.4 LTS' available.
Run 'do-release-upgrade' to upgrade to it.

Your Hardware Enablement Stack (HWE) is supported until April 2019.

The programs included with the Ubuntu system are free software;
the exact distribution terms for each program are described in the
individual files in /usr/share/doc/*/copyright.


Ubuntu comes with ABSOLUTELY NO WARRANTY, to the extent permitted by
applicable law.

The programs included with the Ubuntu system are free software;
the exact distribution terms for each program are described in the
individual files in /usr/share/doc/*/copyright.

Ubuntu comes with ABSOLUTELY NO WARRANTY, to the extent permitted by
applicable law.

Last login: Thu Jun 21 03:57:31 2018 from 27.72.60.252
Could not chdir to home directory /home/sshuser: No such file or directory
$ █
```

- Type **sudo -i**. Press Enter. Then re-type your password.



```
$ sudo -i
[sudo] password for sshuser: █
```

- Type **cd /yourmagentopath**. For example:



**cd /data/www/magento2**

Press Enter.

- Run upgrade command: type **php bin/magento setup:upgrade**. Press Enter and wait for the process to complete. When it completes, there will be a message saying “Please re-run Magento compile command”.
- Run compile command: type **php bin/magento setup:di:compile**. Press Enter and wait for the process to complete.

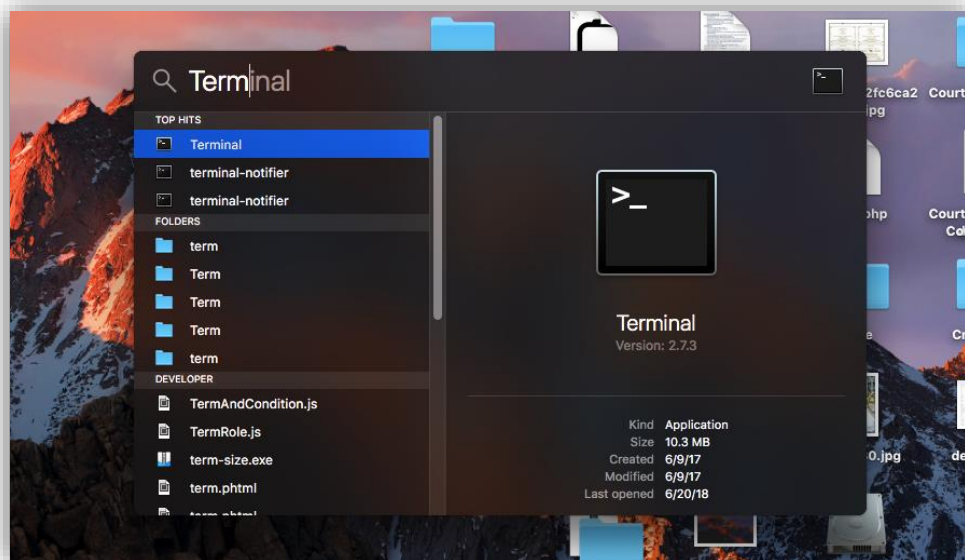


```
step4-run-upgrade-command-and-compile-command
Codymbp:magento2 codynguyen$ php bin/magento setup:upgrade
Cache cleared successfully
File system cleanup:
/Applications/MAMP/htdocs/magento2/var/generation/Composer
/Applications/MAMP/htdocs/magento2/var/generation/Magento
/Applications/MAMP/htdocs/magento2/var/generation/Simi
/Applications/MAMP/htdocs/magento2/var/generation/Symfony
/Applications/MAMP/htdocs/magento2/var/di/adminhtml.ser
/Applications/MAMP/htdocs/magento2/var/di/crontab.ser
/Applications/MAMP/htdocs/magento2/var/di/frontend.ser
/Applications/MAMP/htdocs/magento2/var/di/global.ser
/Applications/MAMP/htdocs/magento2/var/di/setup.ser
/Applications/MAMP/htdocs/magento2/var/di/webapi_rest.ser
/Applications/MAMP/htdocs/magento2/var/di/webapi_soap.ser
Updating modules:
```

```
Module 'Magento_TaxSampleData':
Module 'Magento_GoogleAdwords':
Module 'Magento_CmsSampleData':
Module 'Magento_Translation':
Module 'Magento_GoogleOptimizer':
Module 'Magento_Ups':
Module 'Magento_UrlRewrite':
Module 'Magento_SalesRuleSampleData':
Module 'Magento_Ups':
Module 'Magento_Variable':
Module 'Magento_Braintree':
Module 'Magento_Version':
Module 'Magento_Webapi':
Module 'Magento_WebapiSecurity':
Module 'Magento_SalesSampleData':
Module 'Magento_CatalogWidget':
Module 'Magento_WidgetSampleData':
Module 'Magento_Wishlist':
Module 'Magento_WishlistSampleData':
Module 'Simi_Simipwa':
Please re-run Magento compile command
dodymbp:magento2 codynguyen$ php bin/magento setup:di:compile
Compilation was started.
Repositories code generation... 1/7 [#####] 14% 1 sec 46.0 MiB
```

For Mac OS:

- Open the built-in Terminal in your Mac.



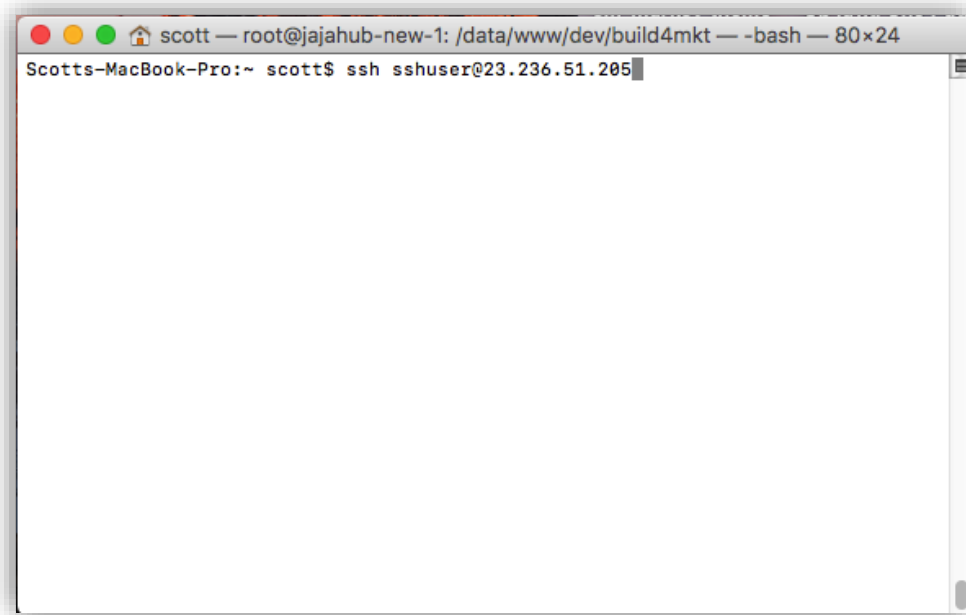
- Enter your SSH username and IP address in the format: **ssh username@IPaddress**. For example:  
**ssh sshuser@23.236.51.205**

SimiCart – Install PWA Connector

Copyright (c) 2018 [www.simicart.com](http://www.simicart.com)

Email: [support@simicart.com](mailto:support@simicart.com)

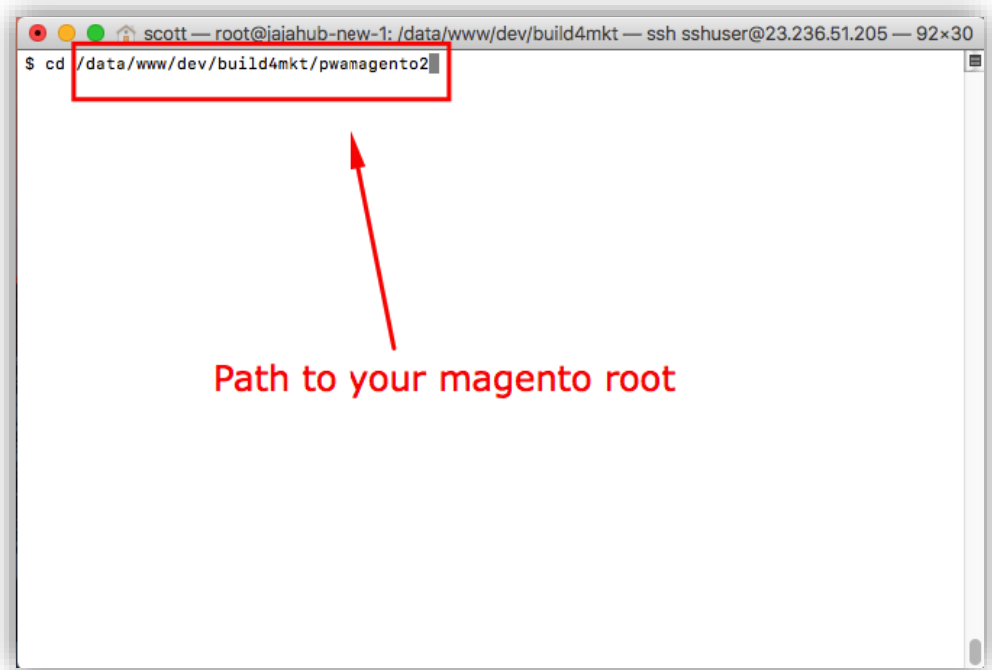
Skype: [simicart\\_support](#)



- Enter your password. Note that there will be no character showing as you type. Just type all of your password characters exactly then press Enter.



- Type **cd /yourmagentopath**. For example:  
**cd /data/www/magento2**  
Press Enter.

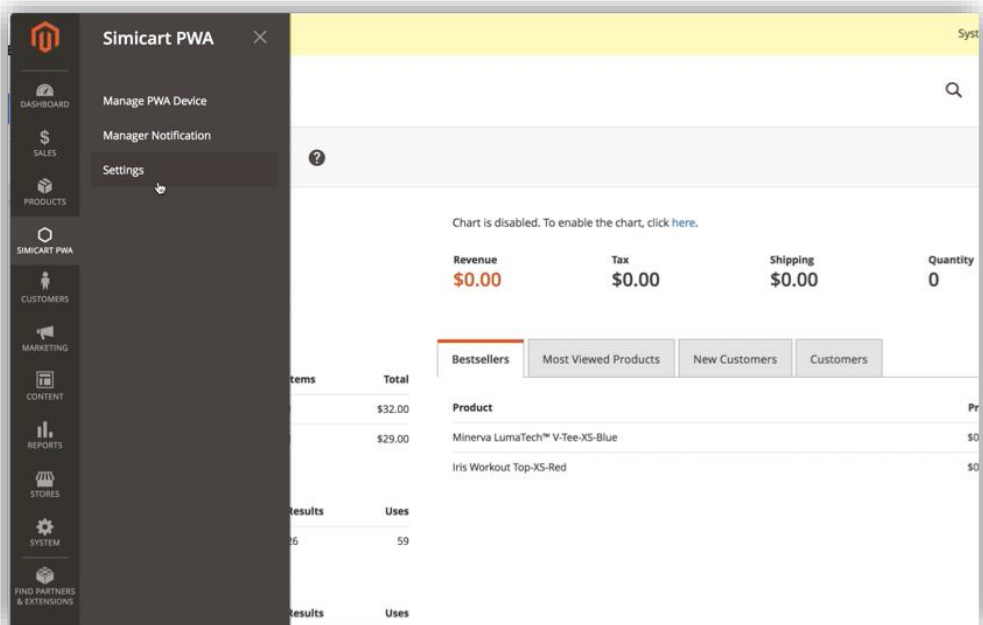


- Run upgrade command: type **php bin/magento setup:upgrade**.  
Press Enter and wait for the process to complete. When it completes, there will be a message saying “Please re-run Magento compile command”.

```
scott — root@ajahub-new-1: /data/www/dev/build4mkt — ssh sshuser@23.236.51.205 — 92x30
$ cd /data/www/dev/build4mkt/pwamagento2
$ php bin/magento setup:upgrade
```

- Run compile command: type **php bin/magento setup:di:compile**. Press Enter and wait for the process to complete.

After running commands, PWA menu will appear:



SimiCart – Install PWA Connector

Copyright (c) 2018 [www.simicart.com](http://www.simicart.com)

Email: [support@simicart.com](mailto:support@simicart.com)

Skype: [simicart\\_support](https://www.skype.com/partners/simicart_support)