

# SIMICART USER GUIDE SERIES

---

## Install PWA Connector (Free version)



SimiCart – Install PWA Connector

Copyright (c) 2018 [www.simicart.com](http://www.simicart.com)

Email: [support@simicart.com](mailto:support@simicart.com)

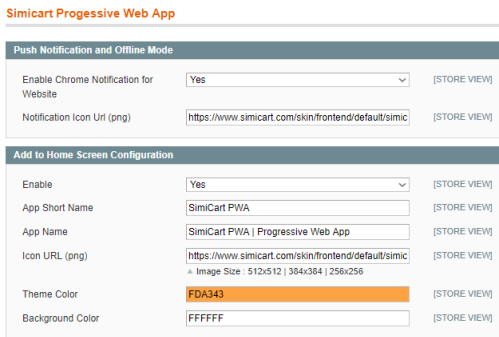
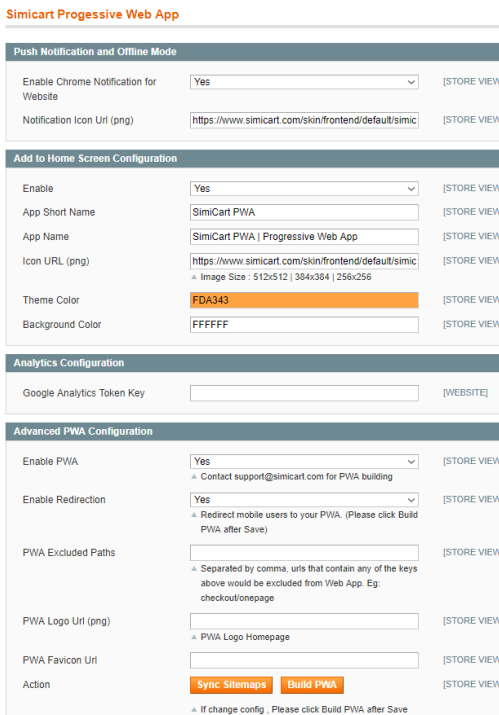
Skype: [simicart\\_support](https://www.skype.com/en/contacts/simicart-support)

## TABLE OF CONTENTS

---

I.	FREE VERSION VS. PAID VERSION	3
II.	INSTALL PWA CONNECTOR	4

## I. FREE VERSION VS. PAID VERSION

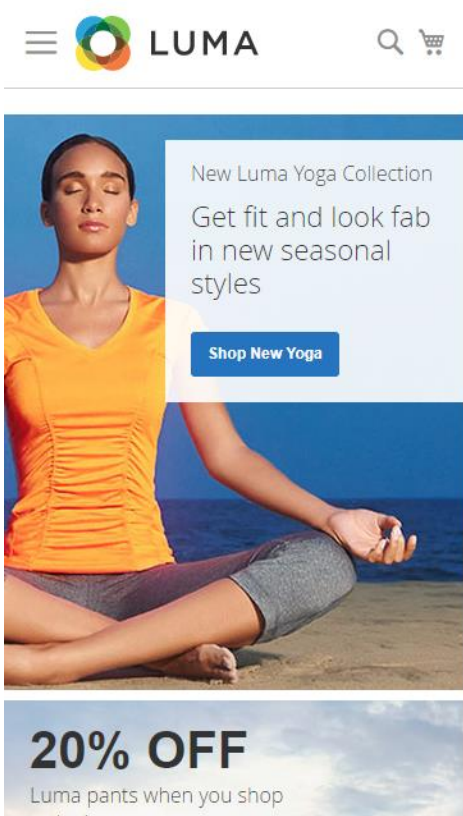
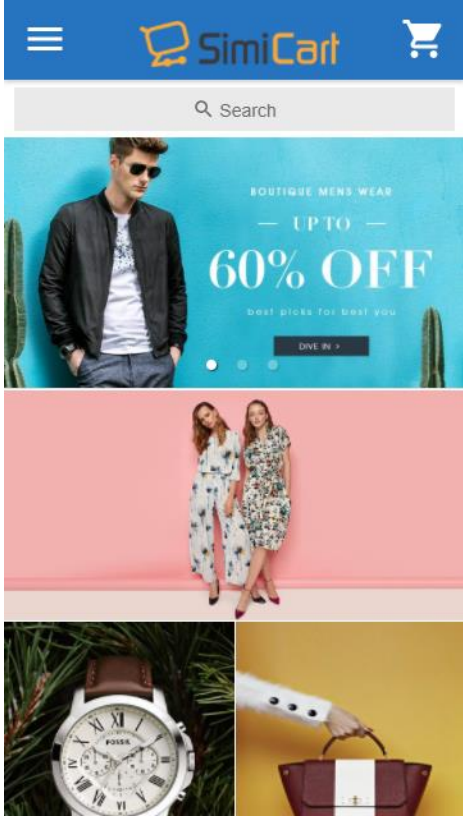
	Free	Paid
Features	Add to Home Screen Offline mode Push Notifications SEO-friendly	Add to Home Screen Offline mode Push Notifications SEO-friendly Instant Purchase Quick Checkout 3x faster than mobile website App-like experience All main native app features included
Backend		

SimiCart – Install PWA Connector

Copyright (c) 2018 [www.simicart.com](http://www.simicart.com)

Email: [support@simicart.com](mailto:support@simicart.com)

Skype: [simicart\\_support](https://www.skype.com/en/contacts/simicart_support)

	Responsive layout	PWA layout
Frontend (Mobile)		

## II. INSTALL PWA CONNECTOR

**\*Please note that PWA only works on HTTPS sites.**

1) Download PWA Connector:

- Option 1: Download from GitHub

<https://github.com/Simicart/pwacommerce>

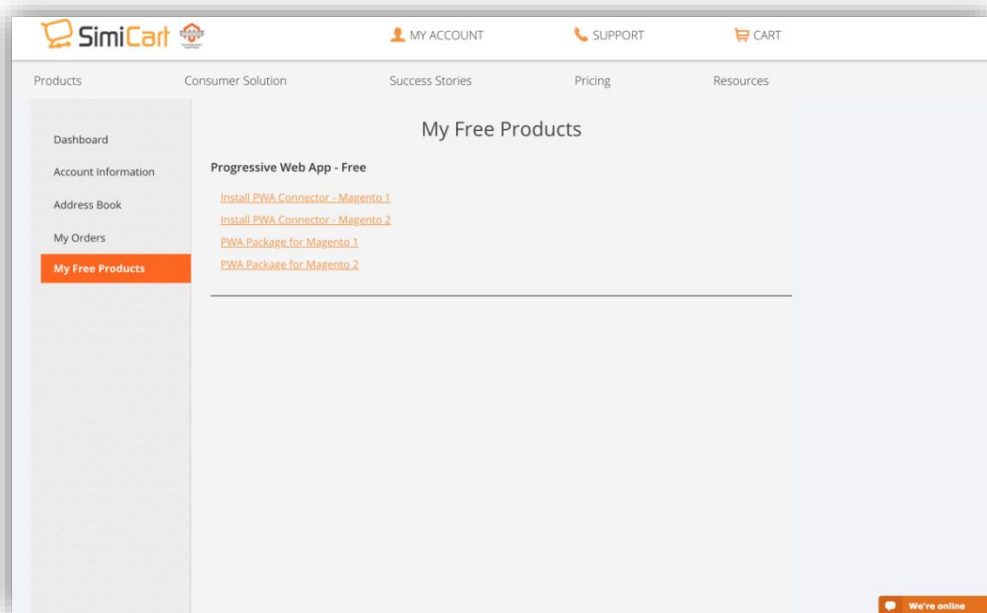
- Option 2: Register the Free PWA version from SimiCart website and go to My Free Products menu in your Account

SimiCart – Install PWA Connector

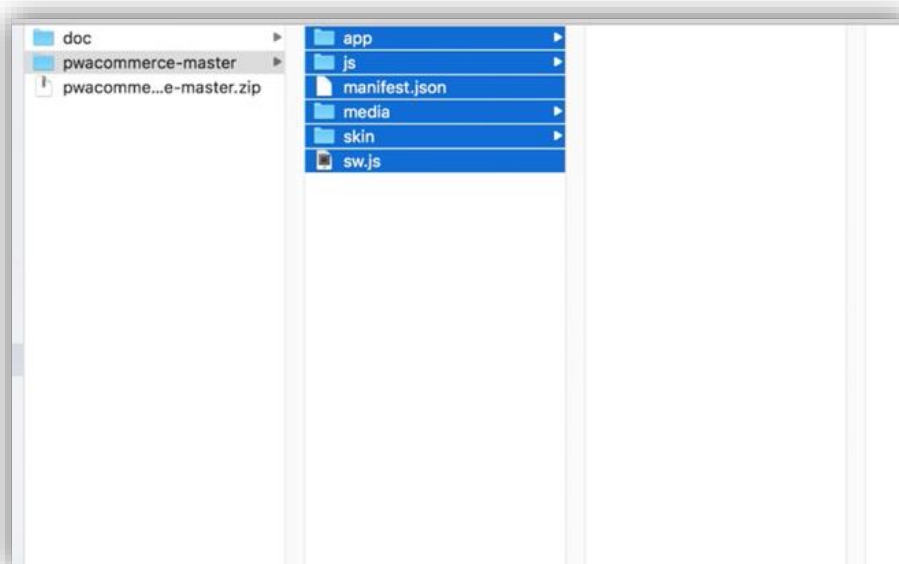
Copyright (c) 2018 [www.simicart.com](http://www.simicart.com)

Email: [support@simicart.com](mailto:support@simicart.com)

Skype: simicart\_support



## 2) Extract the downloaded package



## 1) Upload the extracted package to Magento root directory

Use an FTP client (such as FileZilla) to upload the extracted package to Magento root directory on your website server.

**SimiCart – Install PWA Connector**

Copyright (c) 2018 [www.simicart.com](http://www.simicart.com)

**Email:** [support@simicart.com](mailto:support@simicart.com)

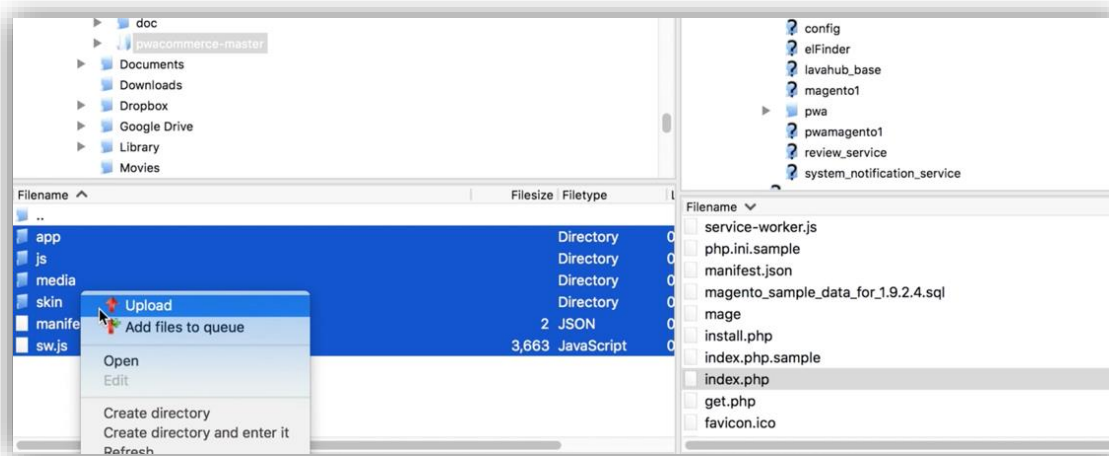
**Skype:** simicart\_support

The location of the Magento root folder depends on where you originally installed Magento, and is also driven by your webhosting company. Common folder locations to check are:

- /
- /public\_html
- /www
- /var/www/
- /home/YOURUSERNAME/www
- /home/YOURUSERNAME/public\_html
- /srv/

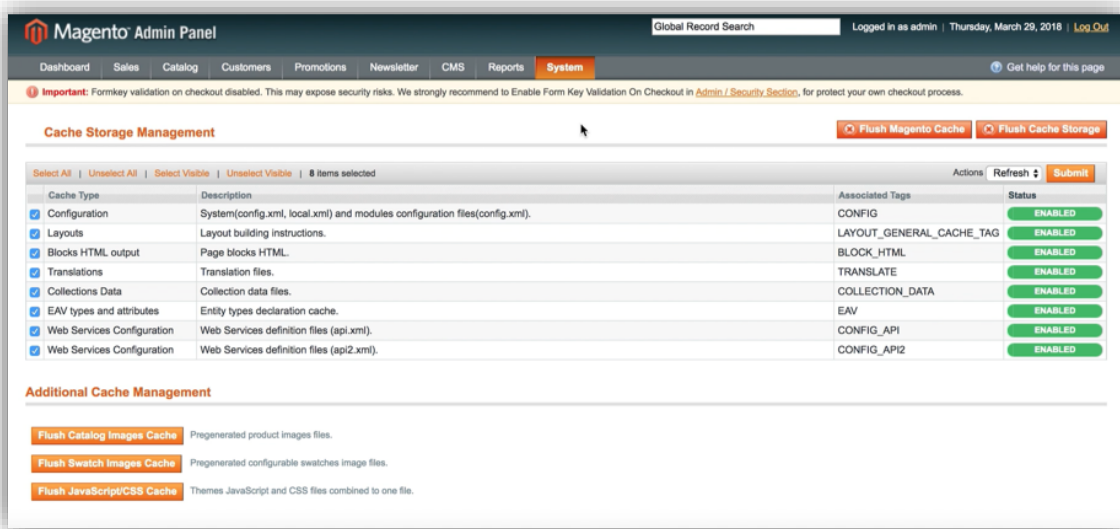
You know you've found the right folder when you see the following subfolders:

- app
- downloader
- errors
- includes

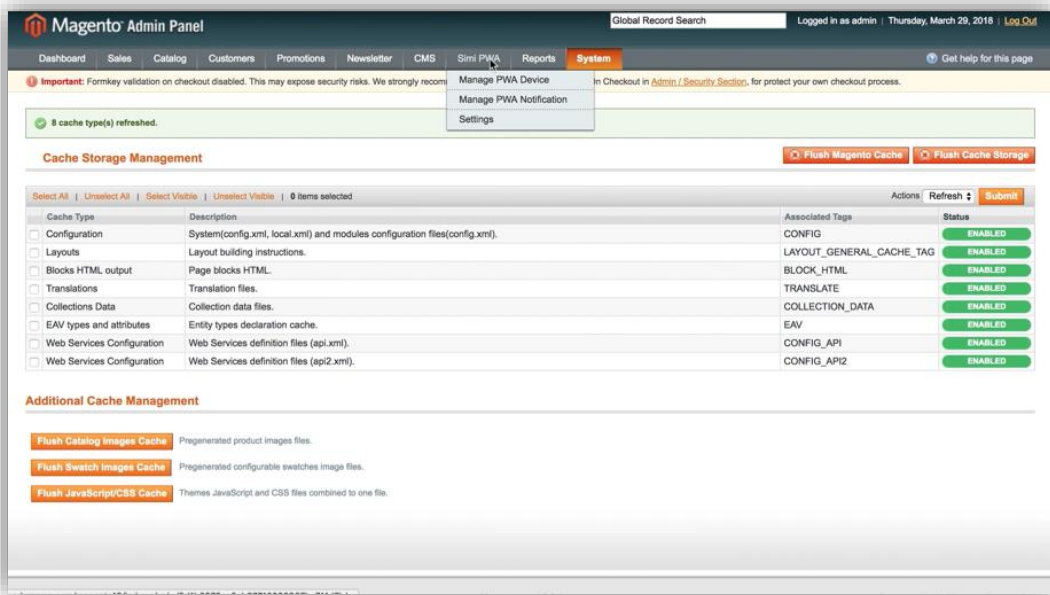


## 2) Refresh cache

In your Magento backend, go to **System > Cache Management**. Click **Select All** and then **Actions > Refresh**, then click **Submit**.



After cache refresh, PWA menu will appear:



SimiCart – Install PWA Connector

Copyright (c) 2018 [www.simicart.com](http://www.simicart.com)

Email: [support@simicart.com](mailto:support@simicart.com)

Skype: simicart\_support